

Weekly Australian Climate, Water and Agricultural Update

Department of Agriculture, Fisheries and Forestry
(ABARES)

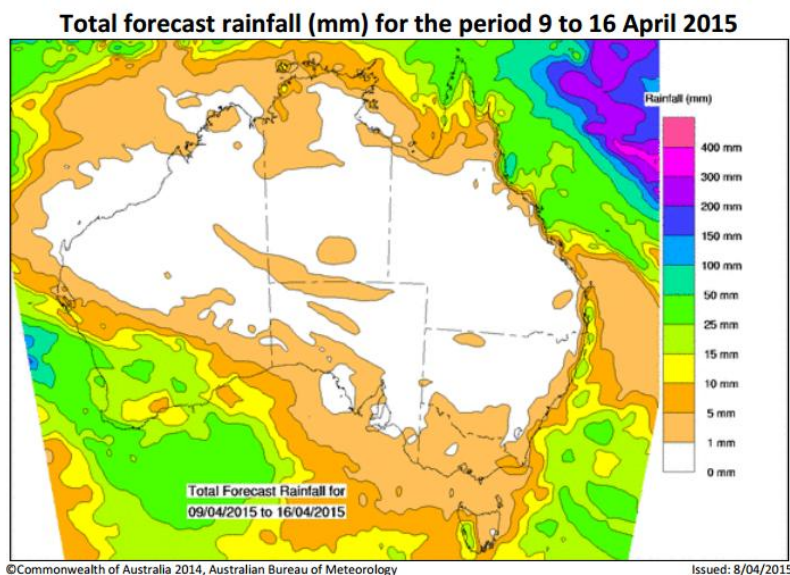
150410

Stefanie Schulte
Policy Manager

The information and data provided in this weekly update are reproduced from the ABARES publication. The data is not independently verified and is only provided as a service. The ABARES report can be found [HERE](#).

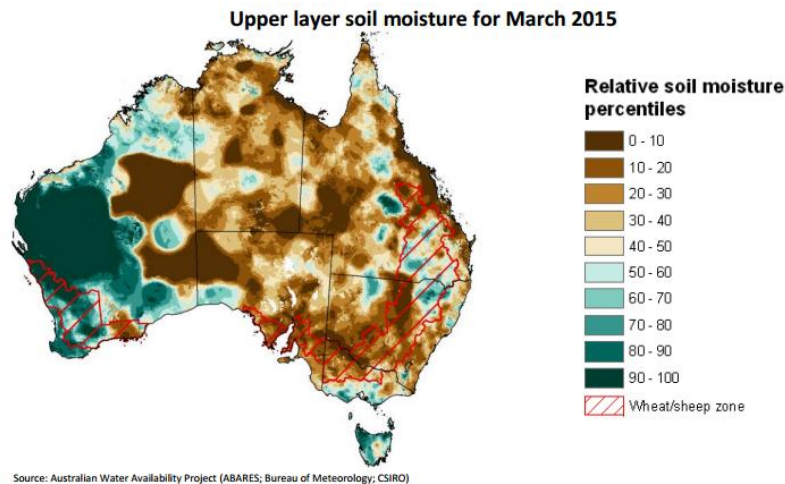
Summary of key issues relevant for NSW:

- During the week ending 8 April 2015 rainfall was mainly recorded across eastern Australia. Rainfall totals in excess of 25 mm were recorded across much of eastern NSW and VIC.
- Minimum temperatures were above average over much of Australia during the week ending 7 April 2015.
- The area affected by serious and severe rainfall deficiencies for the 30 month period (October 2012 to March 2015) has increased in extent and severity in northern NSW, western VIC and south-east SA.

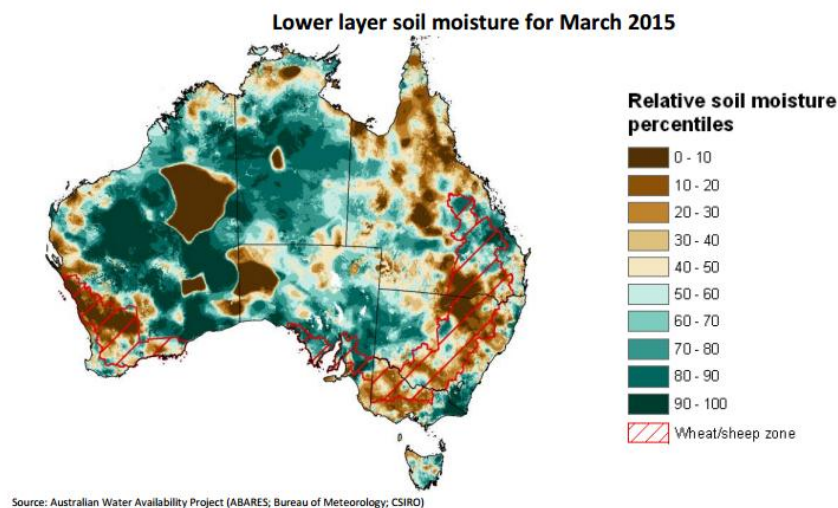


Soil Moisture

- The relative upper layer soil moisture for March 2015 was mostly below average for Australia. Across summer cropping regions in QLD and NSW relative upper layer soil moisture was variable, ranging from below average to above average. Across the remainder of the NSW, VIC and SA cropping zones relative upper layer soil moisture was predominately well below average.

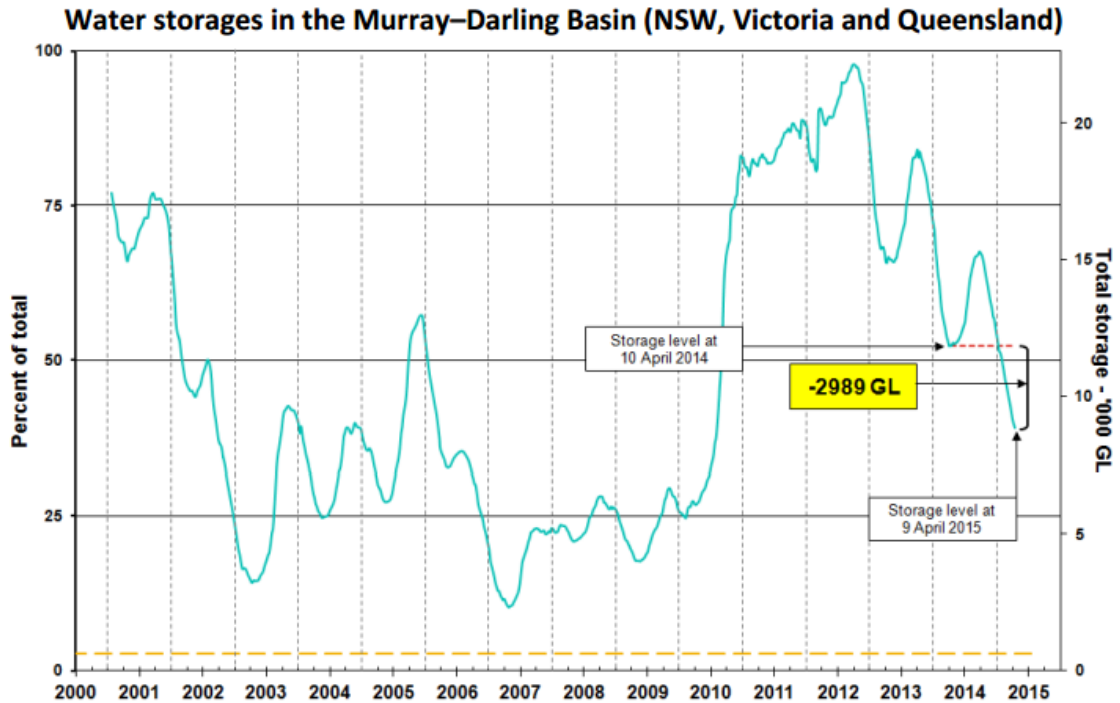


- Extremely low relative lower layer soil moisture in southern QLD and northern NSW cropping regions have spread in spatial extent since February 2015. Southern NSW, VIC and WA show variable relative lower layer soil moisture, although levels tend toward below average. Meanwhile, relative lower layer soil moisture levels remain above average across much of SA.



Water availability

- Water storage levels in the Murray-Darling Basin decreased this week by 129 GL to approximately 39% of total capacity. This is 13% less than this time last year.



Developments in indicator prices for agricultural commodities:

Commodity	Average Price	Percentage Change
Sugar	US 12.1 cents a pound	5.78 % higher
Wheat (red winter)	USD \$ 254 a tonne	1.57 % higher
Canola (Rapeseed)	USD \$ 407 a tonne	0.98 % lower
Cotton (Cotlook 'A')	US 69.9 cents a pound	1.00 % higher